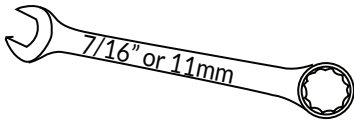


# Fire Box Assembly Instructions

## Assembly Tools Recommended




x 2

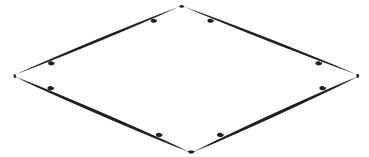
## Parts List



1/4" Nut & Bolt x 20



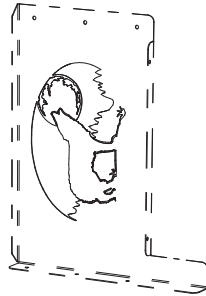
Side Wall Panel x 4



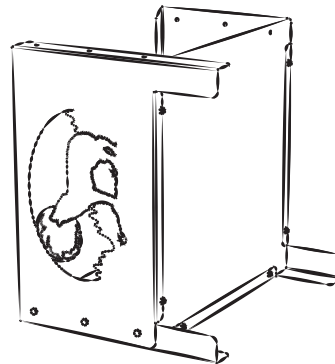
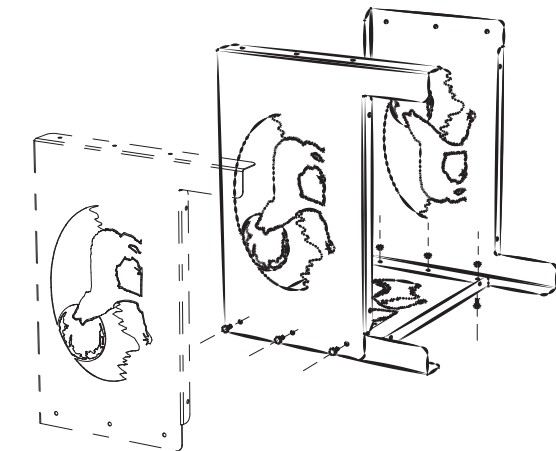
Base Panel x 1

## Assembly Instructions

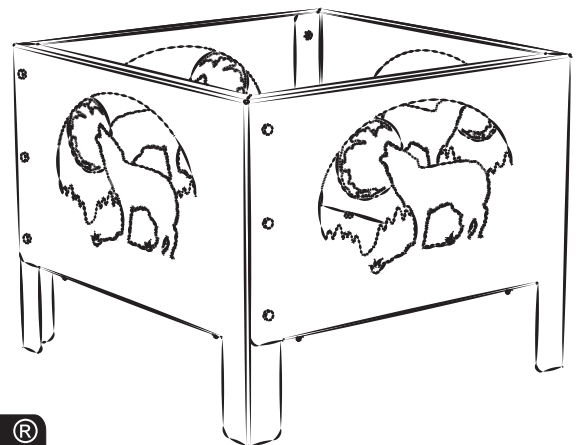
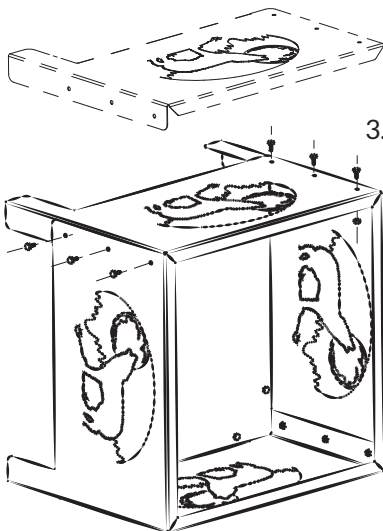
1. Connect 3 wall panels together with bolts



2. Insert base panel and secure



3. Secure final wall panel



Made in Canada

**INFOCUS**<sup>®</sup>  
MANUFACTURING

Part Number: B5-0166

For more wonderful products, please visit -> [www.infocusmfg.com](http://www.infocusmfg.com)